

EnPak® A30 Series

Gas or Diesel Engine-Driven
Air Compressor/Generator/
Battery Charger/Crank Assist/Welder



QUICK SPECS

Processes

DC stick (SMAW)
MIG (GMAW)*
Aluminum MIG (GMAW)*
Flux-cored (FCAW)*
DC TIG (GTAW)

*With wire feeder.

Air Compressor

30 cfm at 120–175 psi,
100% duty cycle

Generator Power

8,000 watts peak
6,500 watts continuous

Battery Charge 12/24 V, 100 A

Crank Assist 12/24 V, 300 A

Output Range DC stick 30–210 A

DC TIG 20–210 A

MIG/flux-cored 15–25 V, 210 A

For work-truck operators looking to consolidate or improve reliability of their power equipment, the EnPak A30 is a quiet, fuel-efficient all-in-one that maintains power capabilities in a compact lightweight footprint, and is backed by the industry-leading reliability and performance customers expect. Available in both gas and diesel models.



Maximize available payload. Reduce weight by up to 600 pounds and increase available payload by up to 24 cubic feet by reducing the equipment on the truck.

Reduce fuel consumption. Minimize fuel costs by reducing truck engine idle time by as much as 75 percent or if you have a separate engine-driven compressor by only operating one engine.

Minimize operating costs. Potentially save more than \$50,000 over ten years from increased fuel efficiency, decreased maintenance costs, and increased asset life.

Professional appearance. The components of the EnPak A30 are concealed within a durable environment-resistant precision-engineered enclosure.



Weld/battery output panel



Optional auxiliary power remote panel

TRUE BLUE®
3-YR. WARRANTY

Welder/generator/air compressor/battery charger
is warranted for three years, parts and labor.
Engine is warranted separately by the engine manufacturer.



Miller Electric Mfg. LLC
An ITW Welding Company
1635 West Spencer Street
P.O. Box 1079
Appleton, WI 54912-1079 USA

Equipment Sales US and Canada
Phone: 866-931-9730
International Phone: 920-735-4554

MillerWelds.com
f X YouTube Instagram LinkedIn



EnPak® A30 Features



Air compressor

The EnPak A30 features a 30 cfm rotary-screw compressor that can power virtually any air tool, including most 3/4-inch impact wrenches. The rotary-screw compressor reliably provides air on demand.

The EnPak A30 provides 20 cfm of air output at idle and 30 cfm at full speed.



Integrated multiprocess welding

The EnPak A30 provides multiprocess weld capabilities with 210 amps of output (100 amps while idling) so technicians are prepared for each welding job they encounter in the field.



Generator power

The EnPak A30 provides a 6,500-watt generator that can handle most jobsite electrical needs — electrical tools, lights, and more.

The optional auxiliary power panel provides two 120-volt GFCI-protected duplex receptacles and one 120/240-volt receptacle with 60 Hz current.



Auto-Speed™ technology

Advanced Auto-Speed technology automatically varies engine speed from 2,400–3,600 rpm to match compressed air, battery charge and weld demands — reducing fuel consumption, maintenance costs and noise for more efficient jobsites.



Battery charge/crank assist

The EnPak A30 produces up to 100 amps of DC current to quickly charge 12- and 24-volt batteries. It can provide jobsite equipment with weak batteries up to 300 amps of crank assist.



Auto start/stop

Auto start/stop automatically turns the EnPak engine on and off based on demand, reducing fuel consumption and noise — which improves the work environment.



Chassis power

Integrated into the truck, chassis power monitors the battery and automatically charges it as needed. Technicians can turn off their truck without worrying about jobsite tools draining the battery and leaving them stranded.



CAN bus connectivity

Allows the EnPak A30 to connect to a telematics system so you can monitor engine data, machine loads and usage. Track service intervals, schedule maintenance proactively and improve diagnostics of your EnPak power system.

Function and Benefit Guide

- Air compressor switch** turns the air compressor on/off. Air use determines engine speed.
- Battery charge/weld switch.** The charge position allows chassis power or battery charge and crank assist, selectable between 12 volt or 24 volt at the process control switch. The weld position puts unit in weld mode.
- Process control switch** works in conjunction with Charge/Weld switch. Use switch to select weld process or battery charge process.
- Setup light** illuminates when in Service Menu.
- Battery charge/crank assist receptacle** for Anderson-style connection to battery charge/crank assist (12 or 24 volt).
- Weld output receptacles (Tweco®-style).**
- Menu display and arc control indicator lights**
- Maintenance indicator lights.** When illuminated, lights indicate when either engine or compressor is due for oil change.
- Engine control switch** is used to start and stop the engine, and select between auto start/stop or Auto-Speed™. In auto start/stop position engine turns on and off based on demand. In Auto-Speed™ position engine runs at speed determined by load demand.
- Glow plug light (diesel only)** illuminates when the engine glow plugs are energized.
- USB port** allows software updates from a USB drive. A summary file of recorded data from the unit will be saved to a USB drive that is inserted.



- Pushbutton main control knob** used for adjusting amperage/voltage, adjusting arc control, and accessing the service menu.
- Optional 120 V receptacles w/circuit breakers and 120/240 V, 50 A receptacle**

Note: For matching 50 A plug, order **119172**.

Air Compressor Specifications

AIR COMPRESSOR BRAND AND WARRANTY	FEATURES	FREE AIR DELIVERY AT 3,600 RPM	WORKING PRESSURE	DUTY CYCLE	OIL CAPACITY	AUTOMATIC COMPRESSOR SHUTDOWNS
Rotorcomp, covered under the Miller® 3-year warranty	Rotary screw with electric clutch for on/off. Oil change intervals 500 hours	30 cfm (0.85 m ³ /min.)	80–175 psig	100%	2 qt. (1.89 L)	High pressure (200 psi), high temperature

Battery and Weld Specifications

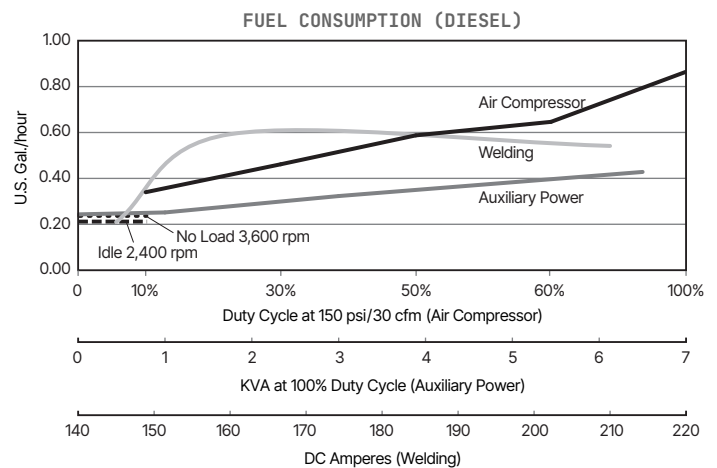
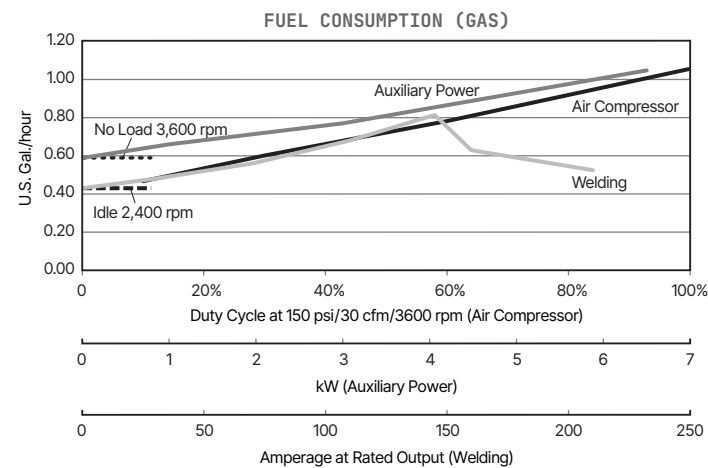
PROCESS	OUTPUT RANGES	RATED OUTPUT AT 104°F (40°C)*	SINGLE-PHASE GENERATOR POWER	SOUND LEVELS AT 7 M (23 FT.)	DIMENSIONS	NET WEIGHT**
Chassis power	12 V	100 A	Peak: 8,000 watts Continuous: 6,500 watts	Idle: 66 dB (gas) 67 dB (diesel) High speed: 72 dB (no load) 73 dB (loaded)	Machine H: 28 in. (711 mm) W: 20 in. (508 mm) D: 47 in. (1,192 mm) Main Control Panel H: 5.5 in. (13.9 mm) W: 16.2 in. (41.1 mm) D: 3.2 in. (8.1 mm)	Gas 530 lb. (240 kg) Diesel 624 lb. (283 kg)
Battery charge/crank assist	12/24 V	Charge: 100 A, Crank assist: 300 A				
DC stick/TIG	30–210 A	120 A at 25 V, 100% duty cycle 140 A at 26 V, 60% duty cycle 210 A at 28 V, 20% duty cycle				
MIG/FCAW	15–25 V	120 A at 20 V, 100% duty cycle 140 A at 21 V, 60% duty cycle 210 A at 25 V, 20% duty cycle				

*Rated at sea level. **Net weight without fuel, with standard remote panels.

Engine Specifications (Engines warranted separately by the engine manufacturer.)

ENPAK A30 MODEL	ENGINE BRAND AND WARRANTY	HORSEPOWER (HP)	TYPE	POWER SPEED	IDLE SPEED	FUEL CAPACITY	OIL CAPACITY	STANDARD SHUTDOWNS
Gas	Kohler EFI ECH730, 3-year warranty	23 hp at 3,600 rpm	Twin-cylinder, four-cycle overhead valve, industrial air-cooled, gasoline (EFI) with ETB (electronic throttle body)	3,600 rpm	2,400 rpm	7 gal. (26.5 L)	1.9 qt. (1.8 L)	Low oil pressure
Diesel	Kubota D722, 3-year warranty	19 hp at 3,600 rpm	Three-cylinder, industrial liquid-cooled diesel with 60-amp alternator and electronic governor. Engine block heater standard	3,600 rpm	2,400 rpm	Chassis integrated	3.4 qt. (3.2 L)	Low oil pressure, high coolant temperature

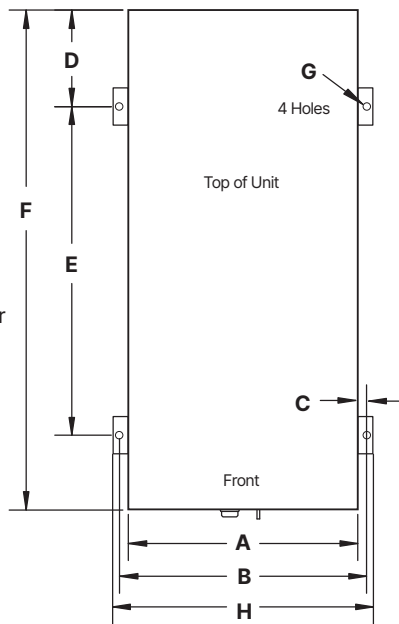
Performance Data



Mounting Specifications (See owner's manual for complete installation requirements.)

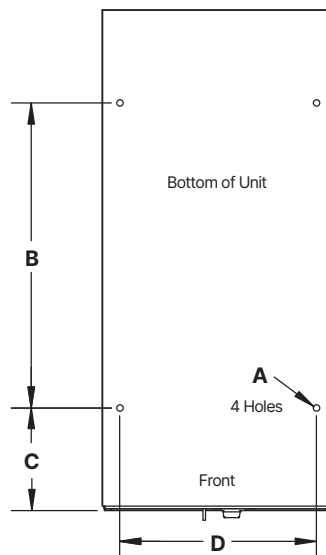
External Mounting

- A. 20 in. (508 mm)
- B. 21.77 in. (553 mm)
- C. 0.88 in. (22 mm)
- D. 8.21 in. (209 mm)
- E. 29.86 in. (758 mm)
- F. 44.61 in. (1,133 mm)
- G. 9/16 in. (14 mm) diameter
- H. 22.73 in. (577 mm)



Internal Mounting

- A. 0.5 in. (12.7 mm) diameter
- B. 27.48 in. (698 mm)
- C. 9.38 in. (238 mm)
- D. 17 in. (432 mm)



Genuine Miller® Accessories

Control Panel Extension Cable 301539 15 ft. (4.6 m)

Auxiliary Fuel Pump 301598
Gas model only.

Protective Covers

301543 For gas models
301544 For diesel models
Heavy-duty covers protect the finish of welder.

Cold Weather Kits



Air Compressor Oil Heater 301448
For use in ambient temperatures less than 10°F (-10°C).

Diesel Fuel Heater/Cold Weather Kit 301538

Maintenance Kits



Air Compressor Service Kit 275644
Includes compressor oil filter, inlet air filter, oil/air separator and compressor oil.

Engine Filter Kits

284119 Gas
284101 Diesel
Includes oil filter, spark plugs (gas model only), air filter and fuel filter.

Accessory Kit Packages



Ready To Work Accessory Kit 951858
Includes auxiliary power remote panel, battery charge/jump cables, and 50 ft. (15.2 m) weld cables with Tweco®-style male connectors and either an electrode holder or work clamp.

Air Compressor Accessories



Air Dryer Kit 301488

Cools and removes moisture from the air supply.

Note: Not recommended for use below 32°F (0°C). Water condensate in the cooler or separator can freeze causing reduced or blocked airflow.



Desiccant Air Dry System - 30 300690

A regenerating inline air dryer system that eliminates moisture in the air stream to prevent air tool freeze-ups in cold climates.

Genuine Miller® Accessories

Generator Power Accessories



Auxiliary Power Remote Panel 301562
Includes two 120 V receptacles w/circuit breakers and one 120/240 V, 50 A receptacle. **Cabing NOT included.**



Full KVA Plug Kit 119172
120/240 V, 50 A plug (NEMA 14-50P) to fit full KVA receptacle.

GFCI Receptacle 282067
15/20 A receptacle with mounting tabs.



Full KVA Adapter Cord 300517
NEMA 14-50P to NEMA 6-50R. Adapts engine drive 120/240 V plug to common Millermatic® and Spectrum® 240 V plug.

Battery Charge/Crank Assist Accessories



Battery Charge/Jump Cables with Plug 300422 25 ft. (7.6 m)

Weld Accessories

2/0 Weld Cable Sets 301566
350 amps, 100 percent duty cycle. 50-foot (15.2 m) cables with Tweco®-style male connector and either an electrode holder or work clamp.



2/0 Weld Cables
195457 Cable with electrode holder
195458 Cable with work clamp
400 amps, 100 percent duty cycle. 10-foot (3 m) cable with Tweco®-style male connector and either an electrode holder or work clamp. Each includes a stud/Tweco® adapter.



2/0 Weld Cable Extension 195456
50-foot (15 m) cable extends weld cables 195457 and 195458. Two needed for a complete set.



Tweco®-Style Connector 191981
Male Tweco-style plug with cable capacity of #1/0 to #2/0 AWG cable.



ArcReach® SuitCase® 8
951726001 With Bernard® BTB Gun 300 A
951727001 With Bernard® S-Gun™
951728 With Bernard® Dura-Flux™ gun
ArcReach® SuitCase® 12
951729001 With Bernard® BTB Gun 300 A
951730001 With Bernard® S-Gun™
951731 With Bernard® Dura-Flux™ gun
Portable feeder designed to run off of arc voltage. See literature M/6.55.



Spoolmatic® 30A Spool Gun 130831
Rated at 200 amps, 100 percent duty cycle with 30-foot (9 m) cable.



Spoolmate™ 200 Spool Gun 300497
Rated at 160 amps, 60 percent duty cycle with 20-foot (6 m) cable.

Extension Hose and Cable Kit 132228
25 ft. (7.6 m). For Spoolmatic 30A and Spoolmate 200 spool guns.

Flow Gauge Regulator 31-50-580
0–50 scfh, argon/CO₂

Portable Battery-Powered Welders



Venture™ 150 S 951000202
Includes power source, 400Wh battery pack, battery charger, electrode holder with cable, work clamp with cable, and shoulder strap. Lightweight and compact battery-powered stick/TIG welder with swappable battery packs engineered specifically for welding. See literature BP/1.0.

Plasma Cutters



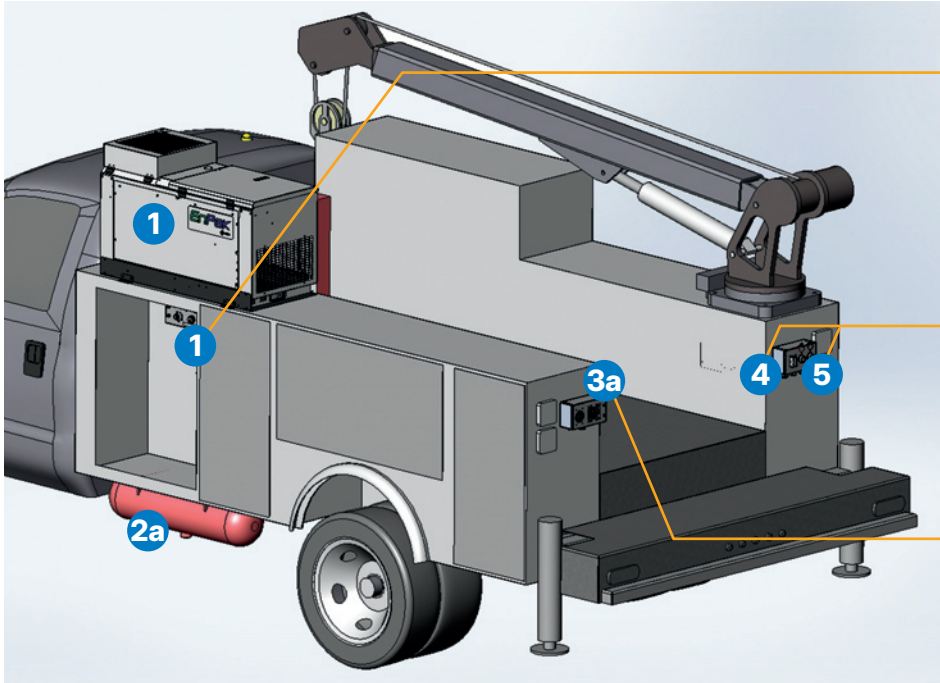
Spectrum® 375 X-TREME™ 907529
Comes complete with protective X-CASE™ (not shown). See literature PC/9.2.

CabEn™



CabEn Climate Solutions
For work truck fleet managers who need to eliminate truck engine idle time, CabEn climate solutions are the only fully integrated cab heating and cooling systems that provide all-day relief from the outside environment while the truck engine is turned off. See ED/17.0 for more information.

EnPak® A30 Model and Accessories Selection



User interface panel

Included on all models. Includes 20 feet (6 m) of cabling.



Weld and battery charge/crank assist panel

Included on all models. Includes 30 feet (9 m) of cabling.



Auxiliary power remote panel

Optional on all models. Cabling is provided by integrator.

1 EnPak A30 Models and Kits

a CHOOSE an A30 model (see models and features at right)

Included on all models are user interface panel with 20 ft. (6 m) of cabling, weld and battery charge/crank assist panel, and engine block heater

Optional on diesel model is a cold weather package which adds factory-installed diesel fuel heater and compressor oil heater

- b** General accessories (see page 4 for options)
- c** Cold weather and maintenance kits (see page 4 for options)
- d** Ready to work accessory kit (see page 4)

	FUEL		FEATURES				COLD WEATHER PACKAGE
	GAS	DIESEL	2 AIR COMPRESSOR	3 GENERATOR POWER	4 BATTERY CHARGE/CRANK ASSIST	5 WELD	
1 ENPAK A30 MODEL							
A30GBW (Gas)	●		●	●	●	●	
A30GBW Diesel		●	●	●	●	●	
A30GBW Diesel Cold Weather Package		●	●	●	●	●	●

EnPak A30 Feature Accessories (sold separately)

2 Air Compressor

- a** **REQUIRES 10-gallon minimum air reservoir for installation — NOT provided by Miller**
- b** Air dryer kit (see page 4 for options)

3 Generator Power

- a** Auxiliary power remote panel
- b** Adapter cords and plugs (see page 5 for options)

4 Battery Charge/Crank Assist

- a** Battery charge / jump assist cables

5 Weld

- a** Weld cables and connectors (see page 5 for options)
- b** Wire feeders (see page 5 for options)
- c** Spool guns / spool gun accessories (see page 5 for options)

Ordering Information

EQUIPMENT AND OPTIONS	STOCK NO.	DESCRIPTION	QTY.	PRICE
1a EnPak® A30GBW (Gas)	907772	Kohler gas engine. Air compressor, generator power, battery charge/crank assist, chassis power and weld		
EnPak® A30GBW Diesel	907759	Kubota diesel engine. Air compressor, generator power, battery charge/crank assist, chassis power and weld		
EnPak® A30GBW Diesel Cold Weather Package	907759001	Same as 907759 above, plus factory-installed diesel fuel heater, cold weather kit and air compressor oil heater		
General Accessories				
1b Control Panel Extension Cable	301539	15 ft. (4.6 m)		
Auxiliary Fuel Pump	301598	For gas model		
Protective Covers	301543 301544	For gas model For diesel model		
Cold Weather and Maintenance Kits				
1c Air Compressor Oil Heater	301448	Recommended for use at or below 10°F (-10°C)		
Diesel Fuel Heater/Cold Weather Kit	301538	For diesel model		
Air Compressor Service Kit	275644	Includes compressor oil filter, inlet air filter, oil/air separator and compressor oil		
Engine Filter Kits	284119 284101	Gas. Includes oil filter, spark plugs, air filter and fuel filter Diesel. Includes oil filter, air filter and fuel filter		
Accessory Kit Package				
1d Ready To Work Accessory Kit	951858	Includes auxiliary power remote panel (cabling not included), battery charge/jump cables, and 50 ft. (15.2 m) weld cables with Tweco®-style male connectors and either an electrode holder or work clamp		
Air Compressor Accessories				
2a REQUIRES 10-gallon minimum air reservoir for installation — NOT provided by Miller				
2b Air Dryer Kit	301488	Cools and removes moisture from the air supply		
Desiccant Air Dryer System - 30	300690	Regenerating inline air dryer system that eliminates moisture in the air stream		
Generator Power Accessories				
3a Auxiliary Power Remote Panel	301562	Includes two 120 V receptacles w/circuit breakers and one 120/240 V, 50 A receptacle (no EnVerter receptacles) — cabling NOT included		
3b Full KVA Plug Kit	119172	120/240 V, 50 A plug (NEMA 14-50P) to fit full KVA receptacle		
GFCI Receptacle	282067	15/20 A receptacle with mounting tabs		
Full KVA Adapter Cord	300517	NEMA 14-50P to NEMA 6-50R. Adapts engine drive 120/240 V plug to common Millermatic® and Spectrum® 240 V plug		
Battery Charge/Crank Assist Accessories				
4a Battery Charge/Jump Cables with Plug	300422	25 ft. (7.6 m)		
Weld Accessories				
5a Weld Cables and Connectors		See page 5		
5b Wire Feeders		See page 5		
5c Spool Guns/Spool Gun Accessories		See page 5		
Portable Battery-Powered Welders				
		See page 5		
Plasma Cutters				
		See page 5 (requires auxiliary power remote panel)		

DATE:

TOTAL QUOTED PRICE:

Distributed by:

