







Work Truck Solutions



Welding and gouging. Powering electrical, pneumatic and hydraulic tools. Charging batteries and more. Miller has the tools you need for your work truck. Let us help you choose the right Miller equipment for your business. Several work truck solutions are shown here; for more details on our industry-exclusive technologies, visit MillerWelds.com/truck.

													
		EnPak® A28GBW		EnPak® A60GE		EnPak® A60HGE		Trailblazer® 302 Air Pak™		Big Blue® 600 Air Pak™		Big Blue® 800 Duo Air Pak™	
Air		28 cfm, 175 psi		60 cfm, 120 – 175 psi		60 cfm, 120 – 175 psi		31 cfm, 160 psi		60 cfm, 100 psi		60 cfm, 100 psi	
Battery Charger 12/24 V		✓						✓					
Hydraulics						20 gpm hydraulic pump							
Aux Power (watts)		5,500		6,000		6,000		11,000		12,000		12,000	
Weld Output Range (A)		45-210		1 – 200 With Maxstar added		1 – 200 With Maxstar added		10 – 350		20 – 600		Single Weld Mode: 40-800 Dual Weld Mode: 20-400	
Typical Weld Application	General Construction	✓		✓		✓		✓		✓		✓	
	Farm and Ranch	✓						✓					
	Mining			✓		✓				✓		✓	
	Railroad Maintenance							✓		✓		✓	
	Service Trucks	✓		✓		✓		✓		✓		✓	
Truck Class		3-5		5-7		5-7		3-7		5-7		5-7	
Typical Truck Application		Lube truck		Lube truck		Lube truck		Mechanics truck		Welding trucks		Welding trucks	
		Mechanics truck		Mechanics truck		Bucket/utility		Maintenance and repair		Heavy duty maintenance and repair truck		Heavy duty maintenance and repair truck	
		Road side service		Utility		Mechanics truck		Utility					
		Utility											
Controls		Remote panel		Remote panel		Remote panel				Optional lower controls (shown above)		Optional lower controls (shown above)	
Weight (Not including remote panel)		558 lbs	253.11 kg	786 lbs	356.52 kg	832 lbs	377.39 kg	771 lbs	349.72 kg	2040 lbs	925.33 kg	2095 lbs	950.28 kg
Dimensions	Width	20.25 in	51.4 cm	21 in	53.3 cm	21 in	53.3 cm	20 in	50.8 cm	28.5 in	72.7 cm	28.5 in	72.7 cm
	Height	24.25 in	61.6 cm	30 in	76.2 cm	30 in	76.2 cm	34.5 in	87.6 cm	46 in	116.8 cm	46 in	116.8 cm
	Length	46 in	116.8 cm	47 in	119.4 cm	47 in	119.4 cm	59.6 in	151.5 cm	69.5 in	176.5 cm	69.5 in	176.5 cm
Fuel Type		Gasoline		Diesel		Diesel		Gasoline		Diesel		Diesel	